



AGENDA ITEM 6 A

**CRTPA ANNUAL SAFETY TARGETS
ADOPTION**

TYPE OF ITEM: Action

STATEMENT OF ISSUE

This item seeks adoption by resolution of the CRTPA’s 2023 Safety Performance Targets for the following five (5) safety performance measures for all public roads that the CRTPA is required annually address by the Federal Highway Administration (FHWA):

Number of Fatalities	Rate of Fatalities per 100 million vehicle miles traveled (VMT)
Number of Serious Injuries	Rate of Serious Injuries per 100 million vehicle miles traveled (VMT)
Number of Non-Motorized Fatalities and Serious Injuries	

Additionally, the item proposes continuing the CRTPA’s adoption of a long-term safety goal of zero fatalities and serious injuries for the CRTPA region, consistent with the Florida Department of Transportation (FDOT) Vision Zero initiative, to eliminate all road traffic fatalities and serious injuries and proposes the addition of a date for achievement of this goal by the year 2040.

CRTPA COMMITTEE ACTIONS

The CRTPA’s Technical Advisory Committee and Citizen’s Multimodal Advisory Committee met on February 7 and both committees voted to recommend the CRTPA adopt the recommended 2023 CRTPA Safety Targets and a long-term safety goal of zero fatalities and serious injuries for the CRTPA region to be achieved by the year 2040.

RECOMMENDED ACTION

- Option 1: Adopt by resolution the recommended 2023 CRTPA Safety Targets and a long-term safety goal of zero fatalities and serious injuries for the CRTPA region to be achieved by the year 2040 as shown on ***Attachment 1***.

BACKGROUND

As required by the federal government, the CRTPA must annually adopt safety targets for the following five (5) safety performance measures for all public roads:

1. Number of fatalities;
2. Rate of fatalities per 100 Million Vehicle Miles Traveled (VMT);
3. Number of serious injuries;
4. Rate of serious injuries per 100 Million VMT; and
5. Number of non-motorized fatalities and non-motorized serious injuries.

With regards to the annual adoption of safety targets, the CRTPA (like other metropolitan planning organizations within the State of Florida) has the option to:

- (1) support the measures developed by the FDOT (Note: FDOT has adopted a target of “Zero” for each of the five (5) safety performance measures supportive of the agency’s “Vision Zero” goal of achieving zero fatalities and serious injuries Statewide); or,
- (2) develop and adopt the agency’s own safety targets.

CRTPA SAFETY TARGETS HISTORY

Since first adopted on January 16, 2018, the CRTPA’s has chosen to develop and adopt the agency’s own safety targets. Initial guidance from the FHWA encouraged Metropolitan Planning Organizations (MPOs) to not set aspirational goals in the development of its safety targets.

The CRTPA’s targets were developed using data provided by FDOT that is based upon a rolling average for each performance measure for the most recent five-years of available data (for example, the data used in 2018 target development was for the years 2012 – 2016). These five-year data averages were adopted annually by the CRTPA as its safety targets. This methodology remained the same until 2021 when the Board adopted targets that reflected the lower targets for each of the five measures between the previous year’s (2020) adopted targets and the proposed 2021 targets.

Most recently, on February 21, 2022, the CRTPA changed the way it develops its safety targets by adopting targets for 2022 using the previous year’s adopted targets as a baseline with the addition of ***reduction factor***. Specifically, a reduction factor of five percent (5%) was used and was to be applied annually to the CRTPA’s targets.

RECOMMENDATION

Consistent with last year’s Board decision to annually apply a 5% reduction factor in the development of the agency’s safety targets the safety targets for 2023 have been developed.

Furthermore, staff is recommending maintaining the CRTPA’s adoption of a long-term safety goal of zero fatalities and serious injuries for the CRTPA region, consistent with the FDOT’s long term goal of Vision Zero, as the CRTPA works towards reducing serious injuries and fatalities on the region’s roadways. The long-term goal for 2023 proposes the addition of a date for achievement of this goal by the year 2040.

2023 Proposed Safety Targets

The targets proposed for adoption for 2023 are as follows:

2023 PROPOSED Safety Performance Measures	
Number of fatalities (1)	52
Rate of fatalities per 100 Million Vehicle Miles Traveled (VMT) (2)	1.149
Number of serious injuries (3)	227
Rate of serious injuries per 100 Million VMT (4)	4.975
Number of non-motorized fatalities and non-motorized serious injuries (5)	38

DATA SOURCES: Fatality and serious injury counts from Florida Dept. of Transportation (FDOT) State Safety Office’s Crash Analysis Reporting (CAR) database.

- (1) The average number of fatalities per year is the sum of the annual total fatalities for each year in the range divided by 5.
- (2) The average fatality rate is an average of the yearly rate figures for the years in the range, to three decimal places.
- (3) The average number of serious injuries per year is the sum of the annual total serious injuries for each year in the range divided by 5.
- (4) The average serious injury rate is an average of the yearly rate figures for the years in the range, to three decimal places. Each yearly rate is calculated by dividing the total number of serious injuries for the year by the total traffic volume for the year.
- (5) The average number of combined fatalities and serious injuries for bicyclists and pedestrians is per year is the sum of the annual total bicyclist and pedestrian fatalities and total bicyclist and pedestrian serious injuries for each year in the range divided by 5

Analysis of Prior Adopted Measures

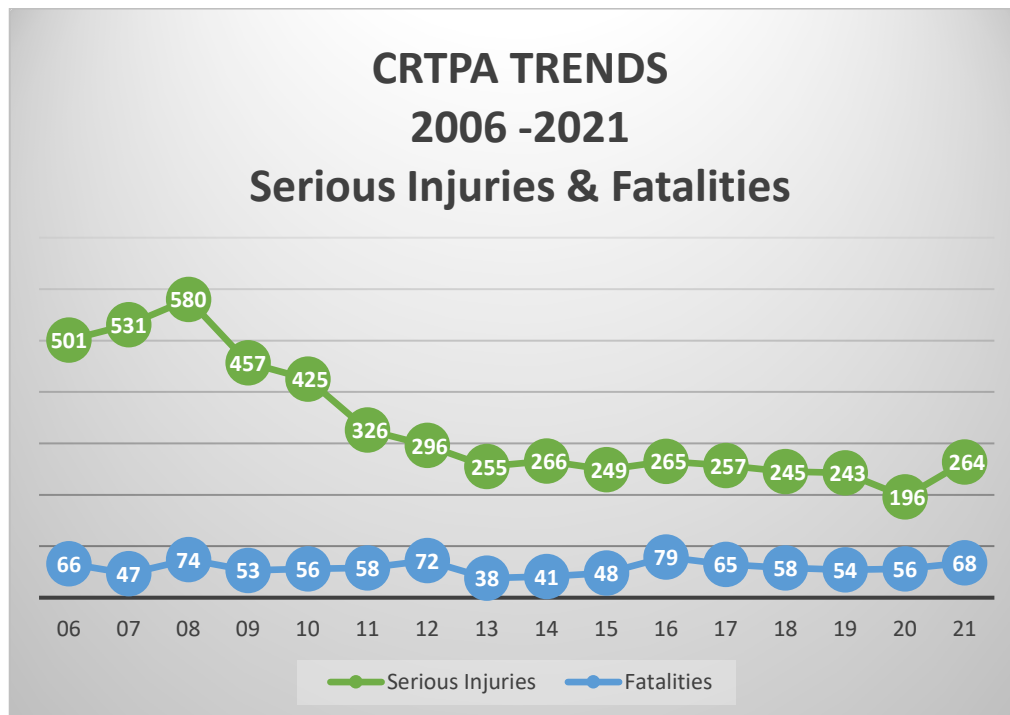
The annual development of safety targets allows the CRTPA to assess the region’s progress towards meeting its adopted safety targets. **Attachment 2** summarizes the agency’s achievement of its adopted safety targets since the CRTPA began adopting such measures in 2018 including that for the most recently available data (2021).

Most recent FDOT data identify that for 2021, the CRTPA has met one (1) of its five (5) adopted 2021 safety targets. Specifically, the CRTPA met its target related to the number of non-motorized fatalities and non-motorized serious injuries.

CRTPA Safety Trends

Utilizing the annual data provided by FDOT can provide a historic context of the CRTPA region for the safety trends from 2006 to 2021. The following provides an analysis for Serious Injuries & Fatalities, and Bicycle/Pedestrian Combined Serious Injuries & Fatalities.

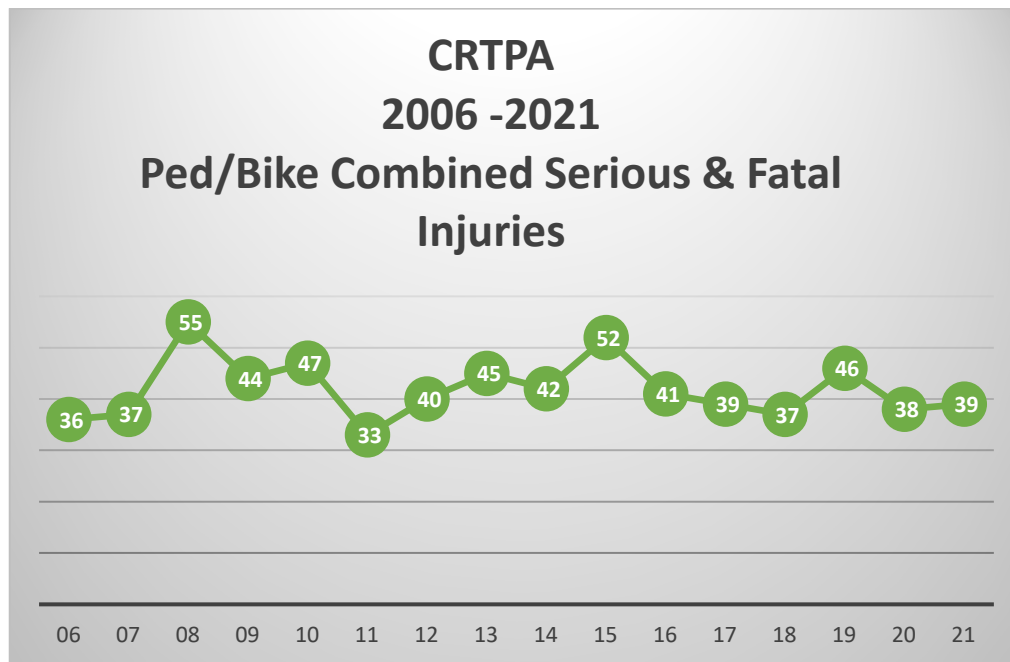
Serious Injuries & Fatalities



As seen in the above chart, **serious injuries** in the CRTPA region had been generally decreasing from a high of 580 in 2008 to a low of 196 in 2020; however, they increased to 264 in 2021. With regards to **fatalities**, in 2021 there were 68 (versus 56 in 2020).

The most recent data for the CRTPA are consistent national trends which reflect the rising rate of road deaths in the US [compared to other developed countries](#).

Bicycle/Pedestrian Combined Serious Injuries & Fatalities

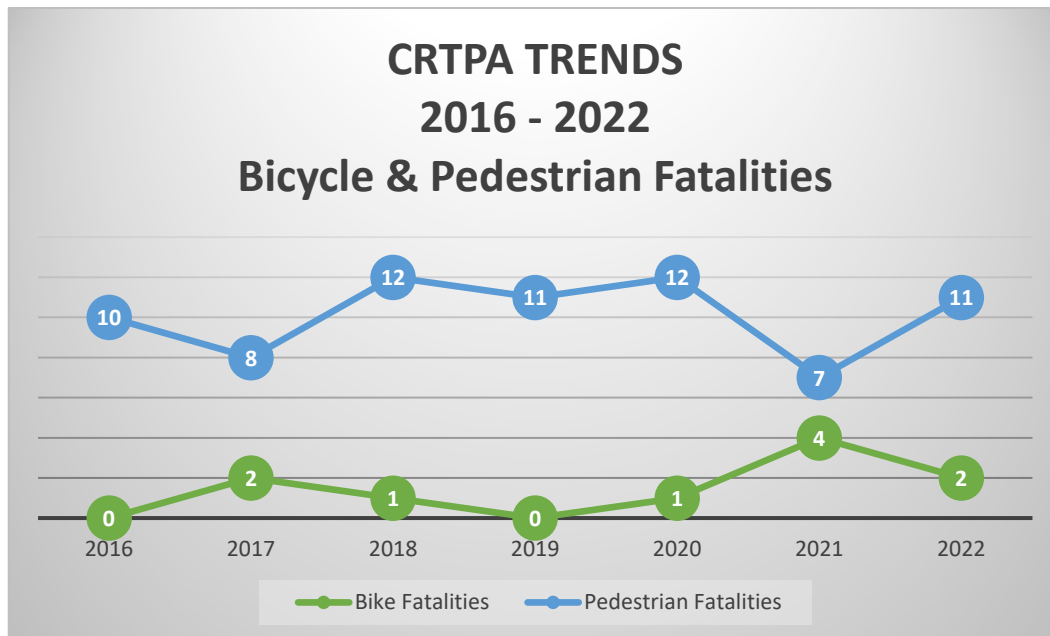


The above chart reflects that from 2006 to 2021 **pedestrian and bicycle combined serious & fatal injuries** reached a high of 55 in 2008. The most recent two (2) years of reported FDOT data reflect a slight increase in 2021 to 39 as compared with 2020 (38).

Bicycle & Pedestrian Fatalities 2016 - 2022

As identified on the above page, one of the five (5) required safety targets is related exclusively to bicycles and pedestrians (“*Number of non-motorized fatalities and non-motorized serious injuries*”). This target combines both bicycle and pedestrian data as well as fatality and serious injury data.

Use of Signal Four Analytics data*, however, allows the CRTPA to break out this information by mode and incident (fatalities and serious injuries for bicycles and pedestrian) and update this information to the year 2022 (below).



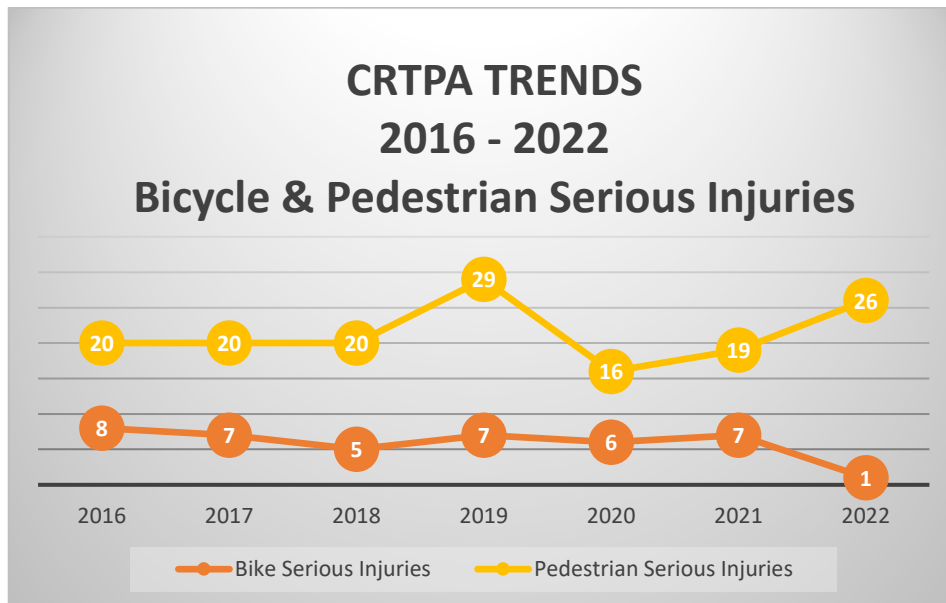
As identified in the above chart, **bicycle fatalities** in 2022 (2) decreased from the previous year 2021 (4).

Pedestrian fatalities (11) in 2022, however, increased from the previous year 2021 (7).

*Note: Signal Four Analytics data used to identify recent bicycle & pedestrian fatalities (and serious injuries, below) reflect refinement of such data through review of crash reports to ensure accuracy.

Bicycle & Pedestrian Serious Injuries 2016 - 2022

Similar to above, staff has updated bicycle & pedestrian serious injury data to 2022 using the Signal 4 Analytics database.



As shown above, for 2022, **pedestrian serious injuries** increased (26) from the previous year 2021 (19*). **Bicycle serious injuries** decreased in 2022 (1) from 2021 (7).

*Note – pedestrian serious injuries for 2021 were updated from last year based upon analysis of crash reports.

ACTIONS ENHANCING SAFETY THROUGHOUT THE CRTPA REGION

Safety is integrated throughout the CRTPA planning process including the development of plans and programs that address safety, the implementation of safety projects, and safety program coordination with our partner agencies.

The following provides recent examples of both implemented and planned projects seeking to improve safety on the region’s roadways including the safety of pedestrians and bicyclists throughout the CRTPA region.

- Monroe Street (John Knox Road to Lakeshore Road) WPI# 4450531 (Leon County): Funding for the final phase (construction) of this needed sidewalk project has been programmed. This project will enhance pedestrian safety along a busy, urban arterial state roadway and involves the construction of a sidewalk along the roadway’s west side. **STATUS:** Construction funded in FY 25 with CRTPA Urban Attributable (SU) funds (\$4.9M).



- Pensacola Street (SR 399) Safety Improvements (Appleyard Drive to Stadium Drive) WPI# 4395793 (Leon County): The FDOT District 3 has funded safety improvements to the corridor based upon completion of a roadway safety audit to address corridor bicycle, pedestrian and vehicular crashes. Scheduled improvements included upgraded lighting, restriping crosswalks to high emphasis markings, adding internally illuminated street name signs, and replacing existing left turn signal heads with 4-section signal heads with flashing arrows and protected only operation when a conflicting pedestrian call is received. **STATUS:** Design/FY 23; Construction/Bulk of improvements to be completed in FY 25



- Resurfacings - Proactive involvement in programmed resurfacing projects has allowed the CRTPA to pursue pedestrian and bicyclist safety improvements through coordination efforts between the CRTPA, local governments and the FDOT. Such improvements include the addition of missing crosswalks, sidewalks, bicycle lanes and pedestrian bulb-outs associated with resurfacing projects. In 2022, the CRTPA provided comments to the FDOT on the following upcoming resurfacing related to the request for inclusion of bicycle and pedestrian safety improvements:
 - SR 363/Adams Street/Duval Street/Bronough Street (Limits: Arden Road to Gaines Street) WPI# 4508111 (Leon County) **STATUS:** Design/FY 24; Construction/FY 26
 - SR 30/US 98 (Limits: Wakulla County Line to Taylor County Line) WPI# 4508171 (Jefferson County) **STATUS:** Design/FY 24; Construction/FY 26
 - US 27 (Limits: south of SR 12 to Shady Rest Rd) WPI# 4508091 (Gadsden County) **STATUS:** Design/FY 24; Construction/FY 26
- Expanding the region’s multiuse trails – The CRTPA continues to expand mobility options and economic development opportunities through developing feasibility studies and pursuing funding opportunities to expand the region’s multiuse trails. Such projects include:
 - US 90 Multiuse Trail Feasibility (Jefferson & Leon Counties) – Completed in Spring 2022, this study evaluated developing a 21-mile multiuse trail along US 90. **STATUS:** Project Development & Environment (PD&E) funded in FY 24 for Leon County portion; SunTrails Application submitted for future phases.
 - SR 267/Bloxham Cutoff Trail Feasibility Study (Wakulla County)– Initiated in 2022 this study is to evaluate the feasibility of providing a connection between Wakulla Springs State Park and the St. Marks Trail. **STATUS:** Study scheduled to be completed in Spring 2023.
 - US 98 Coastal Trail Eastern Expansion (Woodville Highway to Lighthouse Road) WPI# 4405501 (Wakulla County): Extend the Coastal Trail eastwards to the St. Marks Wildlife Refuge providing a safe multi-use connection. **STATUS:** Construction/FY 24
 - Tallahassee to Havana Trail Feasibility Study (Gadsden & Leon Counties) -This study was initiated in 2022 and evaluated the feasibility of a trail connection between Tallahassee to Havana. **STATUS:** Study adopted by the CRTPA at its November 2022 meeting.

- Funding Initiatives – Positioning the CRTPA and its transportation partners to receive and compete for funding opportunities related to safety projects include:

- Safe Streets for All (SS4A)/CRTPA Wide Region – The CRTPA is developing a Safety Action Plan for the region that will position the CRTPA’s local government partners to apply for federal funding to implement identified projects to improve safety in the region. **STATUS:** Plan scheduled for adoption in spring 2023.



- Reconnecting Communities Pilot (RCP) Discretionary Grant Program/Tharpe Street – The CRTPA, in concert with its partners (Blueprint Intergovernmental Agency, Leon County & City of Tallahassee), has applied for a federal grant (\$2M) to conduct a Project Development & Environment (PD&E) Study along Tharpe Street (Capital Circle NW to Ocala Road), a length of approximately 2.7 miles. This portion of Tharpe Street lacks pedestrian and bicycle accommodations along a majority of the roadway limiting access to daily destinations including employment, healthcare, grocery stores, schools, and places of worship. An update on efforts related to Tharpe Street was provided to the CRTPA at its January 17, 2023 meeting. **STATUS:** Grant awards to be announced in spring/summer of 2023.



- Congestion Management Process (CMP) Plan – Initiated in the Spring of 2022, this CRTPA regionwide plan will identify a process for managing congestion through use of transportation system performance data and recommendations on a range of strategies to minimize congestion and enhance the mobility of people and goods. The update includes a strong safety emphasis and includes the identification of projects. **STATUS:** The Plan is scheduled to be completed in fall 2023.

- CRTPA Transportation Alternatives Program – This competitive federally funded program, coordinated at the local level by the CRTPA, provides funding to projects that support alternative (non-motorized) projects within the CRTPA region. Recently funded projects include:

- Dr. MLK, Jr Memorial Road (Rehwinkel Road to Mallard Pond Circle) (Wakulla County) – Construct 1.11 miles multiuse trail on southside of roadway. **STATUS:** Construction funded in FY 26 (\$1.07M).



- CR 268 Adams Street (CR 274 Martin Luther King Jr Blvd to Clark Street) (Gadsden County) – Construct .6 mile sidewalk on westside of Adams Street within City of Quincy. **STATUS:** Construction funded in FY 24 (\$770,000).



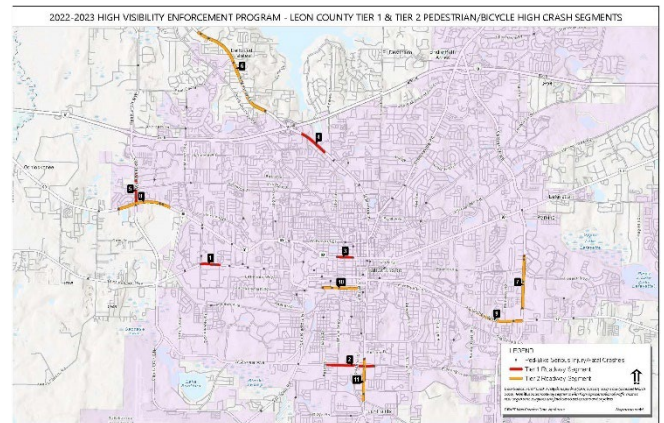
- US 90 Sidewalk (Chalk Street to Ralph Strong Road) (Gadsden County) – Construct 1.06 miles sidewalk on southside of US 90 within City of Quincy. **STATUS:** Construction funded in FY 24 (\$1.5M).



- Community Traffic Safety Teams (CTSTs) – Each of the four CRTPA counties have CTSTs that support safety initiatives through providing a forum of local highway safety advocates committed to solving traffic safety problems. The teams seek to increase traffic safety by reducing the number of traffic crashes and traffic related fatalities as well as the number and severity of traffic related injuries. Additionally, the CTSTs promote public awareness of traffic safety best practices through campaigns that educate drivers, motorcyclists, pedestrians, and bicyclists. Recent activities coordinated by the CRTPA include:
 - Helmet Fitting Training – February 2022 training for CRTPA and partner agency staff to assist with future bicycle safety event helmet giveaways. **Status:** Additional training scheduled for late March 2023.

- **School Safety** – CRTPA staff participates along with its partners in efforts related to identifying and correcting student safety concerns related to safe walking such as participating in walking assessments or coordinating with local governments in their solicitation and development of applications to fund such projects.
 - **Leon County Hazardous Walking Committee** – CRTPA staff participates in assessment of hazardous walking condition assessments coordinated by the Leon County School Board as required by state statute (Section 1006.23(4), Florida Statutes).
 - **Sabal Palm Elementary School Walking Audit** – CRTPA staff participated in an effort coordinated by the Florida Local Technical Assistance Program (LTAP) Center (August 2022) in walking audit to identify needed improvements. Other agencies participating included the City of Tallahassee and FDOT District 3.

- **High Visibility Enforcement (HVE)** – The FDOT Focused Bicycle and Pedestrian Initiative: Communication and High Visibility Enforcement is a program designed to increase awareness of, and compliance with, traffic laws and regulations that protect the safety of pedestrians and bicyclists on Florida’s roads. The program implements a targeted approach combining high visibility education and enforcement with strategic community level communications in the 25 counties with the highest representation of crashes resulting in pedestrian and bicyclist serious and fatal injuries. Within the CRTPA region, Leon County is amongst the top 25 counties.



- **Leon County High Visibility Enforcement Initiative** – Current initiative being conducted through a contract between State of Florida and City of Tallahassee for the Tallahassee Police Department to conduct focused efforts along identified high crash location corridors, as follows:
 - Monroe Street (Torreya Drive to Callaway Road)
 - W. Pensacola Street (Appleyard Drive to Flamingo Way)
 - W. Tennessee St (Copeland Street to Martin Luther King Jr. Boulevard)
 - Capital Circle NW from W Tennessee Street to Peddie Road
 - Orange Avenue (Pasco Street to South Meridian)

STATUS: Enforcement efforts began on February 1 and are to continue to May.

Additional safety efforts of the CRTPA and its partners include the following safety efforts, programs and policies:

- CRTPA/FDOT annual funding commitment (\$500,000) to the Tallahassee Regional Traffic Management Center for operations and traffic maintenance;
- Development of an update to the CRTPA Congestion Management Process Report containing a strong safety component (scheduled for adoption in Fall 2023);
- Safety coordination meetings held with FDOT District 3 in concert with local partners that identify and discuss safety issues;
- Safety review of resurfacing projects in concert with FDOT and local transportation partners, identifying opportunities for inclusion of safety improvements in near-term resurfacing projects;
- CRTPA Urban Attributable (SU) funding guidance, adopted in November 2017, identifying explicit funding for safety projects, and active agency implementation of pedestrian safety projects utilizing such funds;
- Annual development and adoption of the Transportation Systems Management & Safety Priority Project List that includes a number of pedestrian safety projects for which the agency is seeking funding;
- Implementation of infrastructure projects that improve regional safety including addition of enhanced lighting at key intersections to improvement pedestrian safety and access management improvements to address roadway safety;
- CRTPA website focus on transportation performance management in detail. This information includes a background on the TPM requirements of the agency, the latest information related to the CRTPA’s adoption of measures, and information related to how the agency is actively seeking to achieve its adopted measures: <http://crtpa.org/transportation-performance-measures/> ;
- Continued focus on bicycle and pedestrian safety through funding and implementation of regional trail projects and participation in regional bike month events.

OPTIONS

- Option 1: Adopt by resolution the recommended 2023 CRTPA Safety Targets and a long-term safety goal of zero fatalities and serious injuries for the CRTPA region to be achieved by the year 2040 as shown on **Attachment 1**.
(Recommended)
- Option 2: CRTPA Board Discretion.

ATTACHMENT

- Attachment 1: Adoption Resolution
Attachment 2: History of CRTPA Safety Targets
Attachment 3: Draft Presentation

CRTPA RESOLUTION 2023-02-6A

**A RESOLUTION OF THE CAPITAL REGION TRANSPORTATION PLANNING AGENCY (CRTPA)
ADOPTING TARGETS FOR SAFETY PERFORMANCE MEASURES**

Whereas, the Capital Region Transportation Planning Agency (CRTPA) is the organization designated by the Governor of Florida on August 17, 2004 together with the State of Florida, for carrying out provisions of 23 U.S.C. 134 (h) and (i)(2), (3) and (4); CFR 450.324, 326, 328, 330, and 332; and FS 339.175 (5) and (7); and

Whereas, the Federal Highway Administration issued a final rule based on section 1203 of the Moving Ahead for Progress in the 21st Century (MAP-21) and with considerations to provisions in the Fixing America’s Surface Transportation (FAST) Act, which established five safety performance measures; and

Whereas, the Florida Department of Transportation, as part of their annual development of the State Highway Safety Improvement Plan has developed safety targets for each of the five safety performance measures; and each Metropolitan Planning Organization shall establish safety targets for each state by February 2023 and report progress over time in reaching the adopted target; and

Whereas, CRTPA review, in coordination with the Florida Department of Transportation and local transportation partners has identified opportunities for inclusion of safety improvements in projects, and the monitoring of safety criteria, in order to achieve higher safety measures in the CRTPA region.

NOW, THEREFORE LET IT BE RESOLVED BY THE CAPITAL REGION TRANSPORTATION PLANNING AGENCY THAT:

The CRTPA adopts the following targets for Safety Performance Measures for 2023:

2023 Safety Performance Measures	
Number of fatalities	52
Rate of fatalities per 100 Million Vehicle Miles Traveled (VMT)	1.149
Number of serious injuries	227
Rate of serious injuries per 100 Million VMT	4.975
Number of non-motorized fatalities and non-motorized serious injuries	38

Furthermore, the CRTPA adopts a long-term safety goal of zero fatalities and serious injuries for the CRTPA region to be achieved by 2040.

Passed and duly adopted by the Capital Region Transportation Planning Agency on this 28th day of February 2023.

Capital Region Transportation Planning Agency

Attest:

By: _____
Rick Minor, Chair

Greg Slay, Executive Director

CRTPA SAFETY PERFORMANCE TARGETS (2018 to 2023)

SAFETY PERFORMANCE MEASURE	Adopted Target 2018	Reported 2018 ¹	Adopted Target 2019	Reported 2019 ¹	Adopted Target 2020	Reported 2020 ¹	Adopted Target 2021	Reported 2021 ¹
Number of fatalities	56	58	54	54	58	56	58	68
Rate of fatalities per 100 Million Vehicle Miles Traveled (VMT)	1.279	1.245	1.203	1.166	1.273	1.339	1.273	1.559
Number of serious injuries	266	245	258	243	256	196	252	264
Rate of serious injuries per 100 Million VMT	7.313	5.259	5.842	5.249	5.684	4.865	5.513	6.054
Number of non-motorized fatalities and non-motorized serious injuries	44	37	43.8	46	42.2	38*	42.2	39

SAFETY PERFORMANCE MEASURE	ADOPTED Target 2022
Number of fatalities	55
Rate of fatalities per 100 Million Vehicle Miles Traveled (VMT)	1.209
Number of serious injuries	239
Rate of serious injuries per 100 Million VMT	5.237
Number of non-motorized fatalities and non-motorized serious injuries	40

PROPOSED Target 2023
52
1.148
227
4.975
38

1 - based on reported annual data (source: Annual Safety Data for FHWA Performance Measures by MPO provided by FDOT)



**DRAFT
2023 Safety
Targets**


February 28, 2023

CRTPA Safety Measures & Targets

Background

CRTPA required to annually adopt safety targets for five (5) safety performance measures:

Number of Fatalities	Rate of Fatalities per 100 million vehicle miles traveled (VMT)
Number of Serious Injuries	Rate of Serious Injuries per 100 million vehicle miles traveled (VMT)
Number of Non-Motorized Fatalities and Serious Injuries	



CRTPA Safety Measures & Targets

History

Initially (beginning in 2018) CRTPA targets were developed using FDOT data (based upon a rolling average) for each performance measure. Specifically, the most recent five-year data averages were adopted annually by the CRTPA as its safety targets.

Average Annual Fatalities		Average Annual Serious Injuries		Average Annual Fatalities Rate		Average Annual Serious Injuries Rate		Average Annual Pedestrian & Bicyclist Fatalities & Serious Injuries	
2017-21		2017-21		2017-21		2017-21		2017-21	
Average	%Δ	Average	%Δ	Average	%Δ	Average	%Δ	Average	%Δ
60.20	-3.5%	241.00	-0.1%	1.345	-2.5%	5.370	0.9%	39.8	-1.0%

CRTPA most recently updated it develops targets last year (2022):

- Board adopted targets for 2022 using the previous year's (2021) targets as a baseline with the addition of **reduction factor**. Specifically, a reduction factor of 5% to be applied annually in the CRTPA's development of safety targets, AND...
- Adoption of a long-term safety goal of zero fatalities and serious injuries for the CRTPA region (consistent with the FDOT's long term goal of Vision Zero)

CRTPA Safety Measures & Targets

2023 Proposed Targets

Consistent with last year's Board direction, staff has developed 2023 Safety Targets :

- Reflect a 5% reduction from last year's (2022) adopted targets, AND...
- Continues CRTPA adoption of a long-term safety goal of zero fatalities and serious injuries for the CRTPA region (consistent with the FDOT's long term goal of Vision Zero) with the proposed addition of the achievement of this goal by the year 2040, as follows:

2023 PROPOSED Safety Performance Measures	
Number of fatalities	52
Rate of fatalities per 100 Million Vehicle Miles Traveled (VMT)	1.149
Number of serious injuries	227
Rate of serious injuries per 100 Million VMT	4.975
Number of non-motorized fatalities and non-motorized serious injuries	38

Furthermore, the CRTPA adopts a long-term safety goal of zero fatalities and serious injuries for the CRTPA region to be achieved by 2040.

C RTPA Safety Measures & Targets

Historic Trends & Evaluation

- Annual adoption of safety targets provides an opportunity to assess how the CRTPA region is performing related to its adopted targets *and* what the CRTPA is doing with regards to safety.
- Most recent FDOT data from 2021 reflects:

SAFETY PERFORMANCE MEASURE	Adopted Target 2021	Reported 2021
Number of fatalities	58	68
Rate of fatalities per 100 Million Vehicle Miles Traveled (VMT)	1.273	1.559
Number of serious injuries	252	264
Rate of serious injuries per 100 Million VMT	5.513	6.054
Number of non-motorized fatalities and non-motorized serious injuries	42.2	39

CRTPA Safety Measures & Targets

Long Term Trends/Serious Injuries & Fatalities

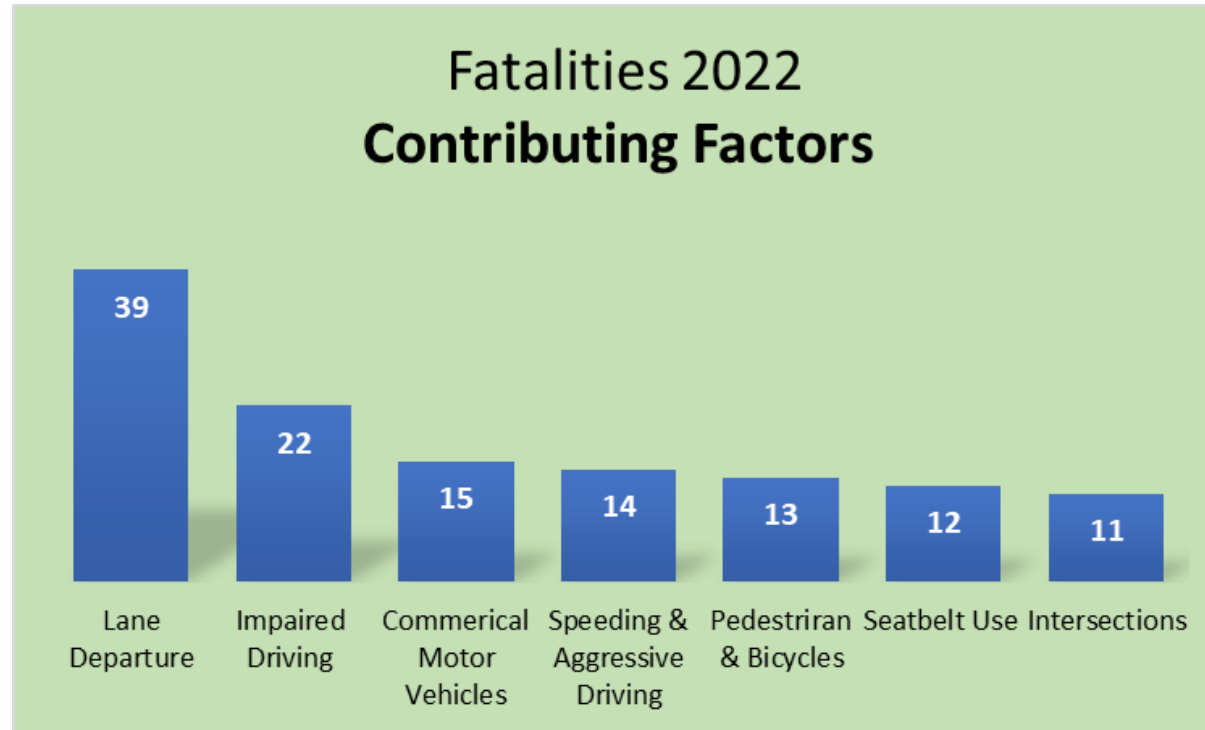


- **Serious injuries** in the CRTPA region had been generally decreasing; *however*, they increased to 264 in 2021 (35% increase from 2020).
- **Fatalities** in 2021 there were 68 (21% increase from 2020).

CRTPA Safety Measures & Targets

Contributing Factors for Fatalities in 2022

Signal Four Analytics data allows the CRTPA to view most recent crash reports and identifies 61 fatalities in the region in 2022

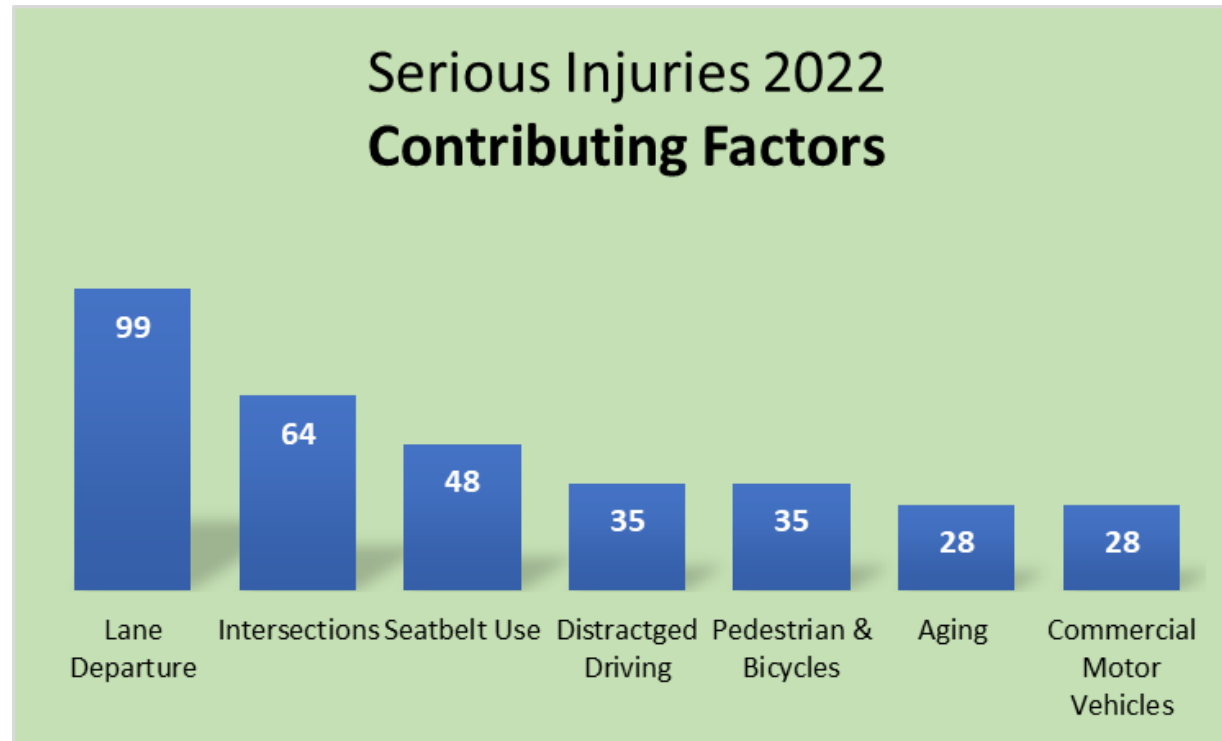


- Lane Departures (39) were the most frequent contributing factor, followed by Impaired Driving (22).

CRTPA Safety Measures & Targets

Contributing Factors for Serious Injuries in 2022

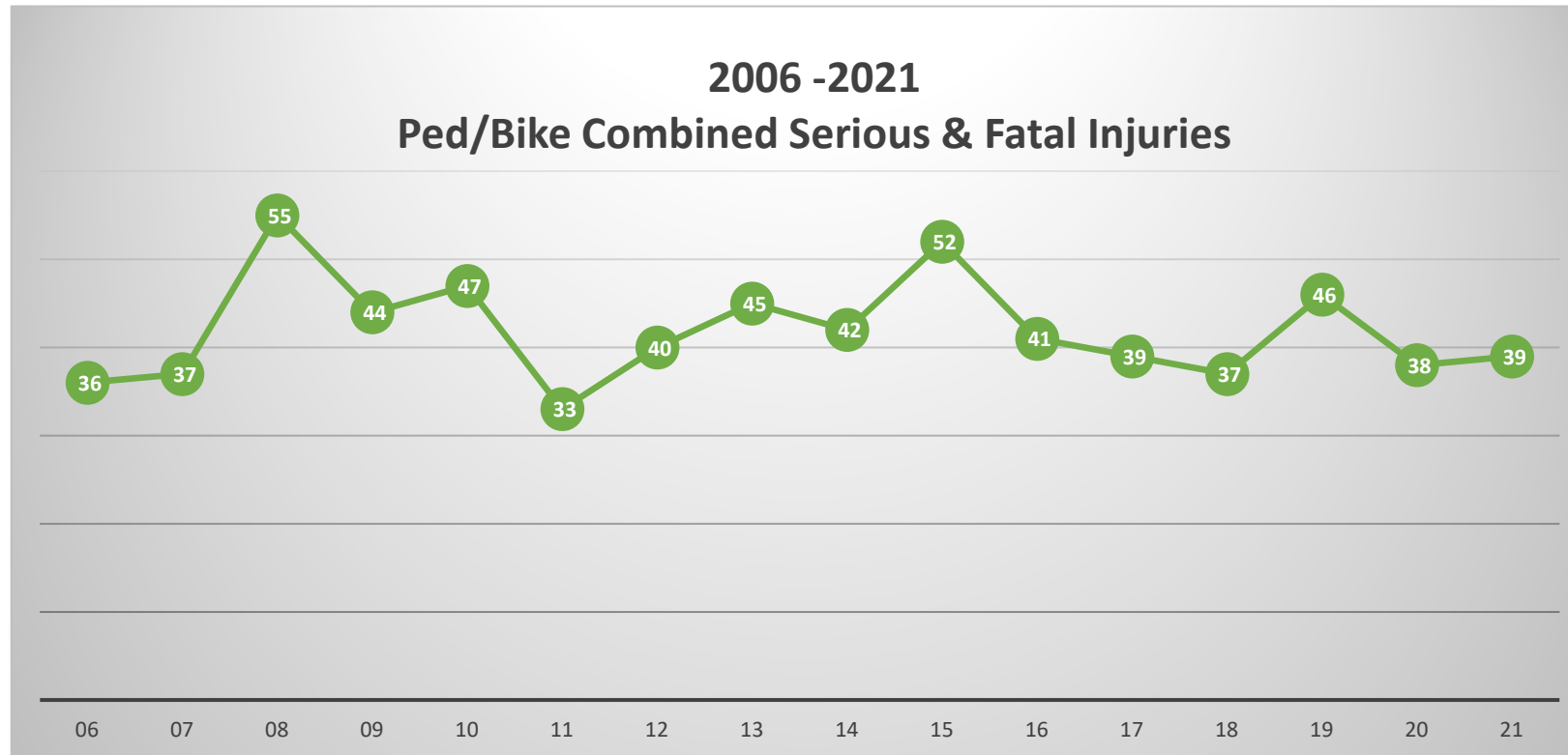
Signal Four Analytics data allows the CRTPA to view most recent crash reports and identifies 223 Serious Injuries in the region in 2022



- Lane Departures (99) were the most frequent contributing factor, followed by Intersections (64) and Seatbelt Use (48).

CRTPA Safety Measures & Targets

Trends/Pedestrian & Bicycle Serious Injuries & Fatalities

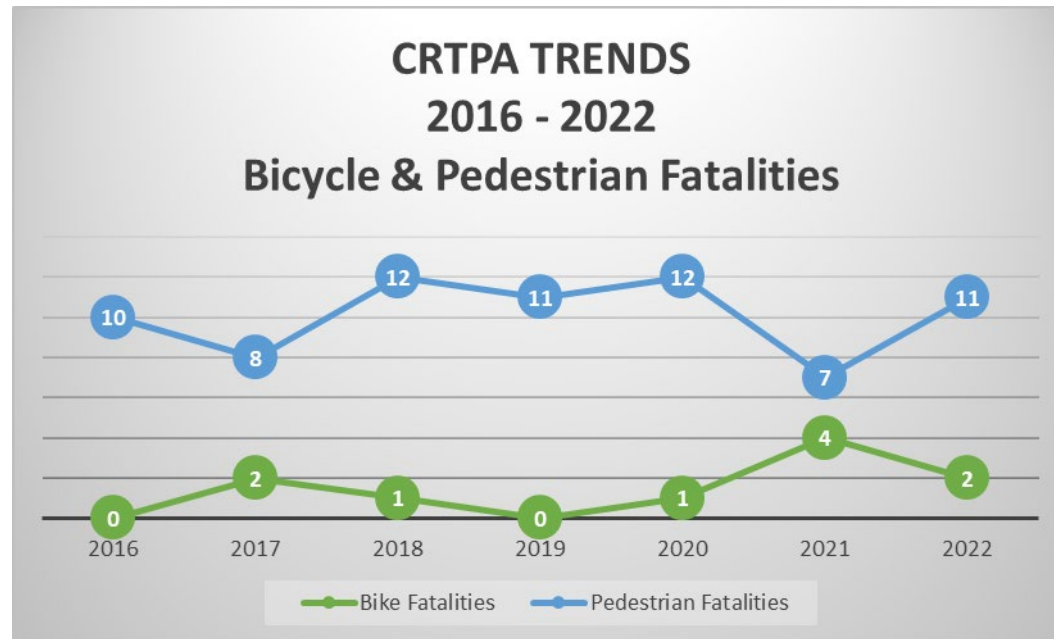


- **Pedestrian & bicycle combined serious & fatal injuries** reached a high of 55 in 2008.
- Most recent FDOT data reflect a slight increase in 2021 to 39 as compared with 2020 (38).

CRTPA Safety Measures & Targets

Trends/Pedestrian & Bicycle Fatalities

Signal Four Analytics data allowed the CRTPA to break out bicycle & pedestrian information by mode and incident (fatalities and serious injuries for bicycles and pedestrian) and update this data to the year 2022.



- **Bicycle fatalities** in 2022 (2) decreased from the previous year 2021 (4).
- **Pedestrian fatalities** in 2022 (11), however, increased 57% from the previous year 2021 (7).

CRTPA Safety Measures & Targets

Trends/Pedestrian & Bicycle Serious Injuries




- **Pedestrian serious injuries** in 2022 (26) increased 37% from the previous year 2021 (19).
- **Bicycle serious injuries** decreased in 2022 (1) from 2021 (7).

CRTPA Safety Measures & Targets

How is the safety being addressed in CRTPA Region?

Safety is integrated throughout the CRTPA planning process. Addressing safety includes:

- development of plans, projects and programs
- Incorporation of safety into projects
- safety program coordination with our partner agencies




C RTPA Safety Measures & Targets

How is the safety being addressed in C RTPA Region?

FUNDING INITIATIVES – Position the C RTPA and its transportation partners to receive and compete for funding opportunities related to safety projects:

- **Safe Streets for All (SS4A)/C RTPA Wide Region** – The C RTPA is developing a Safety Action Plan to position the C RTPA’s local government partners to apply for federal funding to improve safety in the region. STATUS: Plan scheduled to be adopted in spring 2023
- **Reconnecting Communities Pilot (RCP) Discretionary Grant Program/Tharpe Street** – The C RTPA, in concert with its partners (Blueprint Intergovernmental Agency, Leon County & City of Tallahassee), has applied for a federal grant (\$2M) to conduct a Project Development & Environment (PD&E) Study along Tharpe Street (Capital Circle NW to Ocala Road), a length of approximately 2.7 miles. STATUS: Grant awards to be announced in Spring/Summer of 2023.



C RTPA Safety Measures & Targets

How is the safety being addressed in C RTPA Region?

CORRIDOR SAFETY PROJECTS

- **Pensacola Street (SR 399) Safety Improvements (Appleyard Drive to Stadium Drive) (Leon County)**: Safety improvements include:
 - upgraded lighting
 - restriping crosswalks to high emphasis markings
 - adding internally illuminated street name signs
 - replacing existing left turn signal heads with 4-section signal heads with flashing arrows**STATUS:** Design/FY 23; Construction/FY 25
- **Monroe Street (John Knox Road to Lakeshore Road) (Leon County)**: This project will enhance pedestrian safety along a busy, urban arterial state roadway and involves construction of a sidewalk along the roadway's west side.
STATUS: Construction/FY 25 with C RTPA Urban Attributable (SU) funds (\$4.9M).



C RTPA Safety Measures & Targets

How is the safety being addressed in C RTPA Region?

RESURFACINGS – Allow the C RTPA to pursue pedestrian and bicyclist safety improvements through coordination efforts between the C RTPA, local governments and the FDOT. Such improvements include the addition of missing crosswalks, sidewalks, bicycle lanes and pedestrian bulb-outs associated with resurfacing projects. In 2022, the C RTPA provided comments to the FDOT on the following upcoming resurfacing:

- **SR 363/Adams Street/Duval Street/Bronough Street (Limits: Arden Road to Gaines Street) (Leon County)** STATUS: Design/FY 24; Construction/FY 26
- **SR 30/US 98 (Limits: Wakulla County Line to Taylor County Line) (Jefferson County)** STATUS: Design/FY 24; Construction/FY 26
- **US 27 (Limits: south of SR 12 to Shady Rest Rd) (Gadsden County)** STATUS: Design/FY 24; Construction/FY 26

CRTPA Safety Measures & Targets

How is the safety being addressed in CRTPA Region?

EXPANDING REGIONAL MULTIUSE TRAIL SYSTEM – Expanding mobility options through developing feasibility studies and pursuing funding opportunities to expand the region’s multiuse trails, including:

- **Tallahassee to Havana Trail Feasibility Study (Gadsden & Leon Counties)** – Study evaluated the feasibility of a trail connection between Tallahassee to Havana. STATUS: Study adopted by the CRTPA at its November 2022 meeting.
- **US 90 Multiuse Trail Feasibility (Jefferson & Leon Counties)** – Completed in Spring 2022, this study evaluated developing a 21-mile multiuse trail along US 90. STATUS: Project Development & Environment (PD&E) funded in FY 24 for Leon County portion; SunTrails Application submitted for future phases.
- **SR 267/Bloxham Cutoff Trail Feasibility Study (Wakulla County)** – Initiated in 2022 this study is to evaluate the feasibility of providing a connection between Wakulla Springs State Park and the St. Marks Trail. STATUS: Study to be completed in Spring 2023.
- **US 98 Coastal Trail Eastern Expansion (Woodville Highway to Lighthouse Road) (Wakulla County)**: Extend the Coastal Trail eastwards to the St. Marks Wildlife Refuge providing a safe multi-use connection. STATUS: Construction/FY 24



CRTPA Safety Measures & Targets

How is the safety being addressed in CRTPA Region?

CRTPA TRANSPORTATION ALTERNATIVES (TA) PROGRAM – This competitive federally funded provides funding to projects that support alternative (non-motorized) projects within the CRTPA region. Recently funded projects include:

- **Dr. MLK, Jr Memorial Road (Rehwinkel Road to Mallard Pond Circle) (Wakulla County)** – Construct 1.11 miles multiuse trail on southside of roadway. STATUS: Construction funded in FY 26 (\$1.07M)
- **CR 268 Adams Street (CR 274 Martin Luther King Jr Blvd to Clark Street) (Gadsden County)** – Construct .6 mile sidewalk on westside of Adams Street within City of Quincy. STATUS: Construction funded in FY 24 (\$770,000).
- **US 90 Sidewalk (Chalk Street to Ralph Strong Road) (Gadsden County)** – Construct 1.06 miles sidewalk on southside of US 90 within City of Quincy. STATUS: Construction funded in FY 24 (\$1.5M).



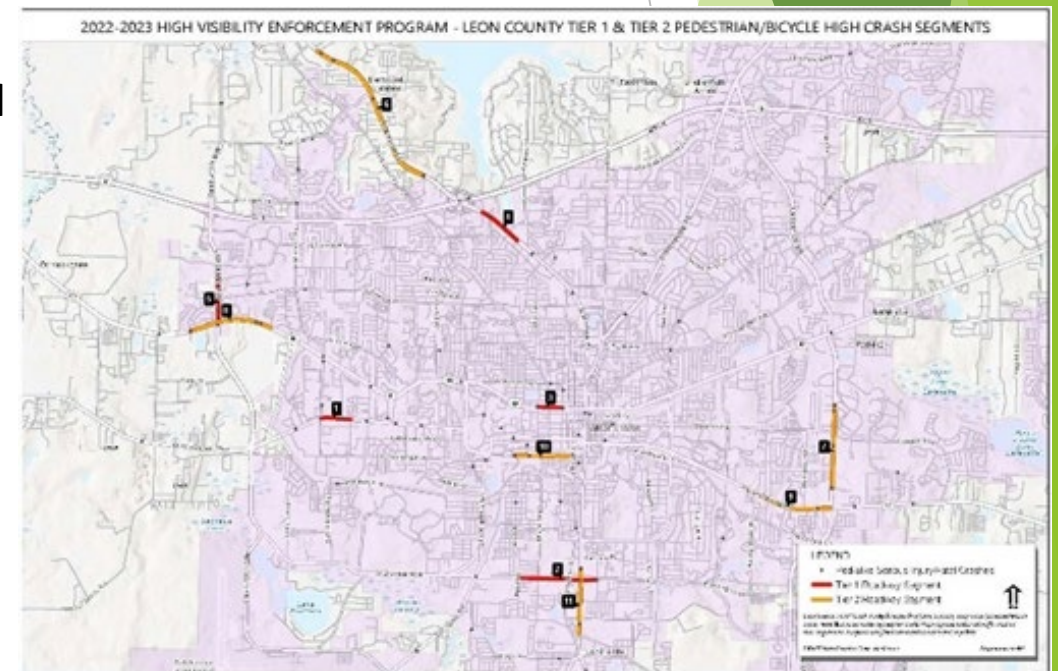
CRTPA Safety Measures & Targets

How is the safety being addressed in CRTPA Region?

LEON COUNTY HIGH VISIBILITY ENFORCEMENT (HVE) INITIATIVE – Current initiative being conducted through a contract between State of Florida and City of Tallahassee for the Tallahassee Police Department to conduct (focused efforts along identified high crash location corridors for bicycle and pedestrian), as follows:

- Monroe St (Torreya Drive to Callaway Road)
- W. Pensacola St (Appleyard Drive to Flamingo Way)
- W. Tennessee St (Copeland St to MLK, Jr. Blvd)
- Capital Circle NW from W Tennessee St to Peddie Rd
- Orange Avenue (Pasco St to South Meridian)

STATUS: Enforcement efforts to continue to May 2023.



CRTPA Safety Measures & Targets

How is the safety being addressed in CRTPA Region?

COMMUNITY TRAFFIC SAFETY TEAMS (CTSTs) – Providing a forum for local highway safety advocates committed to solving traffic safety problems, CTSTs exist in each of the CRTPA's 4 counties. The CTSTs promote public awareness of traffic safety best practices through campaigns that educate drivers, motorcyclists, pedestrians, and bicyclists. Recent activities coordinated by the CRTPA include:

- **Helmet Fitting Training** – February 2022 training for CRTPA and partner agency staff to assist with future bicycle safety event helmet giveaways. Status: Additional training scheduled for late March 2023.



A poster titled "FITTING YOUR BIKE HELMET" with the slogan "BUY IT. FIT IT. WEAR IT. EVERY RIDE!". The poster features a young boy wearing a bicycle helmet and pointing to it. The background is blue with a sunburst pattern behind the boy. The poster contains several bullet points: "REPLACE A HELMET", "BUY/FIT THE HELMET FOR NOW", "ENSURE HELMET COMFORT", "COVER YOUR FOREHEAD", "ADJUST STRAPS UNTIL SNUG", "AVOID HELMET ROCKING", "BE A 'ROLL' MODEL FOR SAFE BEHAVIOR", and "HELMET CERTIFICATION". There are also logos for "Alert Today Alive Tomorrow" and "FDOT". At the bottom right, it says "For more information on bicycle safety, visit: www.AlertTodayFlorida.com" and "www.AlertTodayFlorida.com".

C RTPA Safety Measures & Targets

TODAY

2023 PROPOSED TARGETS:

- Adopt safety targets reflecting a 5% reduction from last year's (2022) adopted targets, consistent with Board direction, AND...
- Adopt a long-term safety goal of zero fatalities and serious injuries for the CRTPA region (consistent with the FDOT's long term goal of Vision Zero) with achievement of this goal of by the year 2040.

2023 PROPOSED Safety Performance Measures	
Number of fatalities	52
Rate of fatalities per 100 Million Vehicle Miles Traveled (VMT)	1.149
Number of serious injuries	227
Rate of serious injuries per 100 Million VMT	4.975
Number of non-motorized fatalities and non-motorized serious injuries	38



